

描述 / Descriptions

TO-3P 塑封封装 PNP 半导体三极管。Silicon PNP transistor in a TO-3P Plastic Package.

特征 / Features

用于 70W 高保真音频功率输出，与 2SC5198 互补。

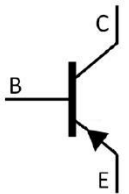
Recommend for 70W high fidelity audio frequency amplifier output stage, Complementary to 2SC5198.

用途 / Applications


用于功率放大。

Power amplifier applications.

内部等效电路 / Equivalent Circuit



引脚排列 / Pinning



PIN 1 : Base PIN 2 : Collector PIN 3 : Emitter

放大及印章代码 / h_{FE} Classifications & Marking

h_{FE} Classifications Symbol	R	O
h_{FE} Range	55~110	80~160

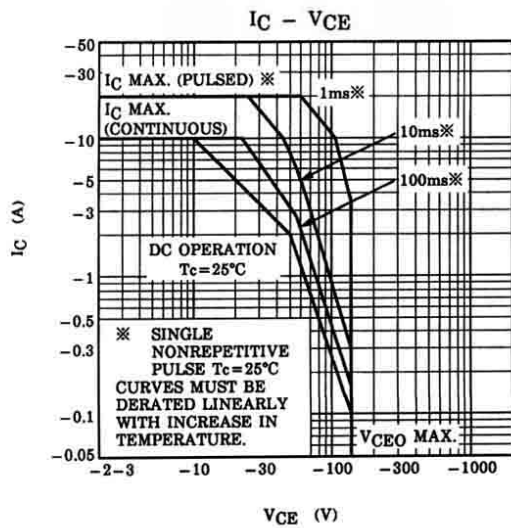
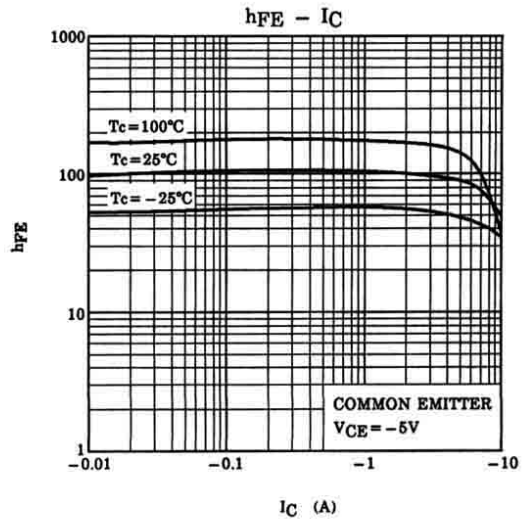
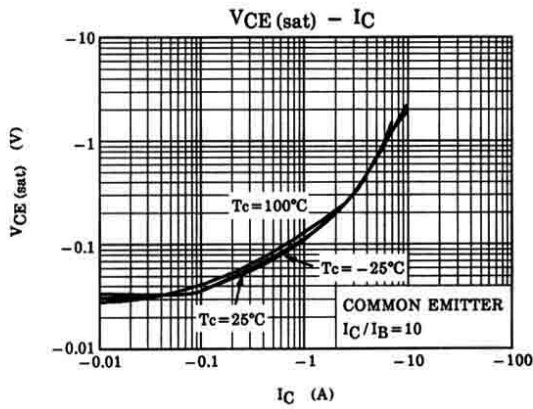
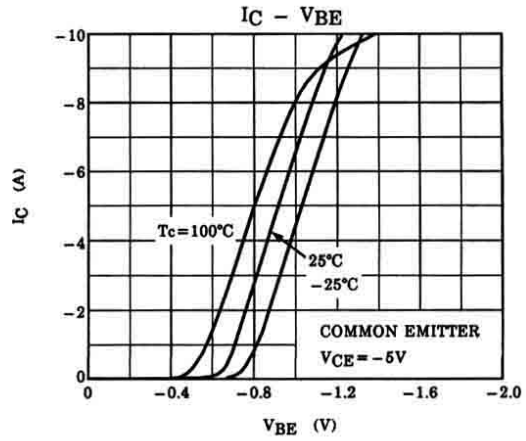
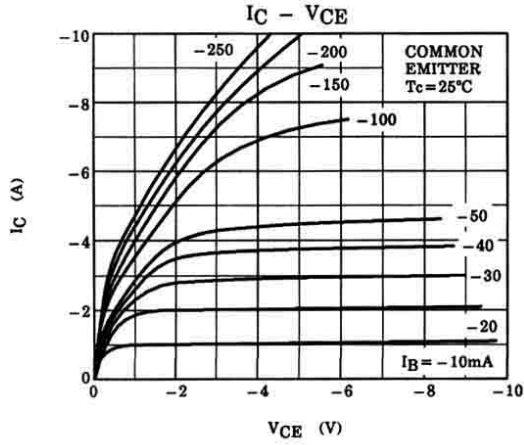
极限参数 / Absolute Maximum Ratings(Ta=25°C)

参数 Parameter	符号 Symbol	数值 Rating	单位 Unit
Collector to Base Voltage	V_{CBO}	-140	V
Collector to Emitter Voltage	V_{CEO}	-140	V
Emitter to Base Voltage	V_{EBO}	-5.0	V
Collector Current - Continuous	I_C	-10	A
Collector Current – Continuous(Pulse)	I_{CP}	-20	A
Base Current	I_B	-1.0	A
Collector Power Dissipation	$P_{C(TC=25^{\circ}C)}$	100	W
Junction Temperature	T_j	150	°C
Storage Temperature Range	T_{stg}	-55~150	°C

电性能参数 / Electrical Characteristics(Ta=25°C)

参数 Parameter	符号 Symbol	测试条件 Test Conditions	最小值 Min	典型值 Typ	最大值 Max	单位 Unit
Collector to Emitter Breakdown Voltage	V_{CEO}	$I_C=-50mA$ $I_B=0$	-140			V
Collector Cut-Off Current	I_{CBO}	$V_{CB}=-140V$ $I_E=0$			-5.0	μA
Emitter Cut-Off Current	I_{EBO}	$V_{EB}=-5.0V$ $I_C=0$			-5.0	μA
DC Current Gain	$h_{FE(1)}$	$V_{CE}=-5.0V$ $I_C=-1.0A$	55		160	
	$h_{FE(2)}$	$V_{CE}=-5.0V$ $I_C=-5.0A$	35	83		
Collector to Emitter Saturation Voltage	$V_{CE(sat)}$	$I_C=-7.0A$ $I_B=-0.7A$		-0.8	-2.0	V
Base to Emitter Saturation Voltage	V_{BE}	$V_{CE}=-5.0V$ $I_C=-5.0A$		-1.0	-1.5	V
Transition Frequency	f_T	$V_{CE}=-5.0V$ $I_C=-1.0A$		30		MHz
Collector Output Capacitance	C_{ob}	$V_{CB}=-10V$ $f=1.0MHz$ $I_E=0$		320		pF

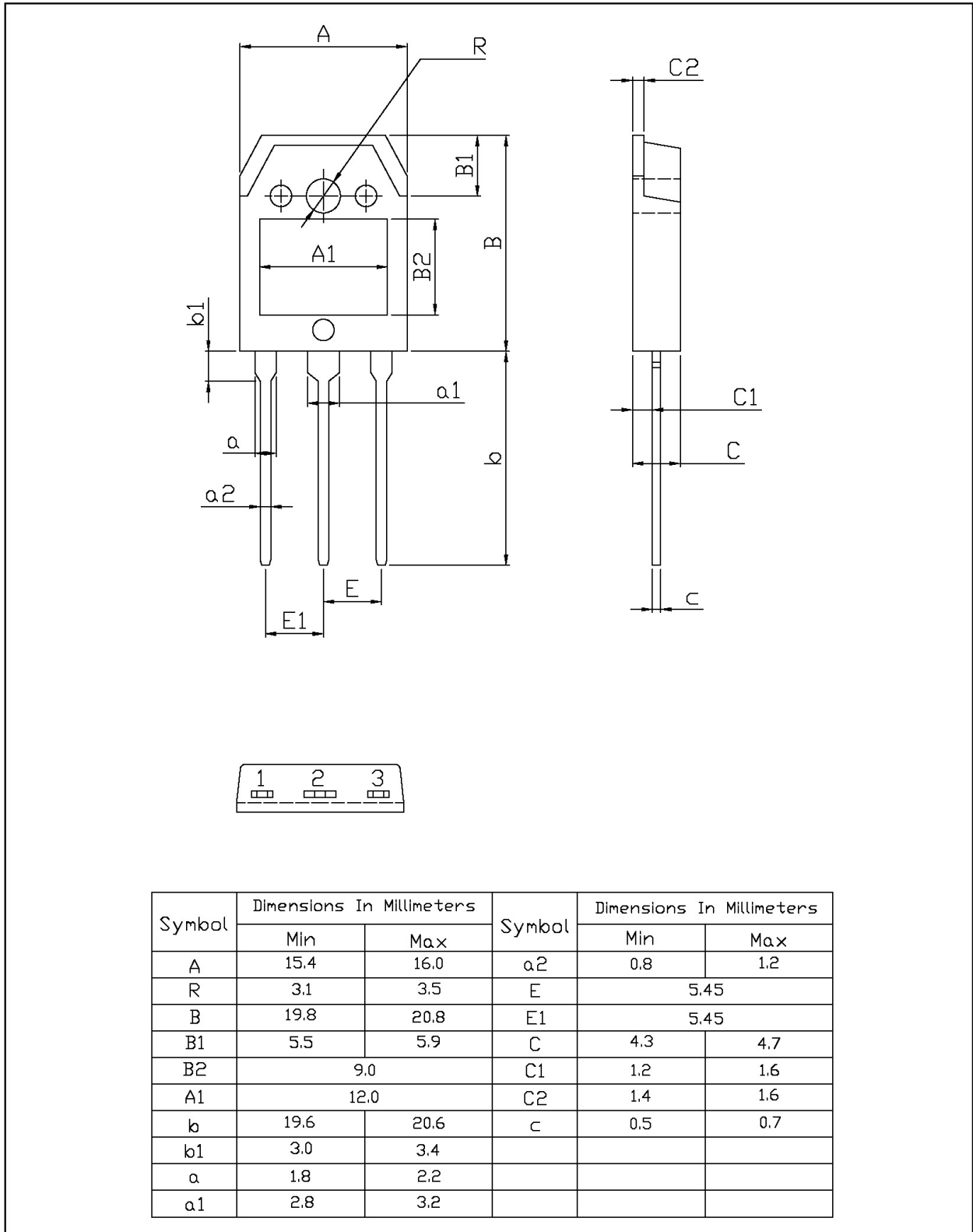
电参数曲线图 / Electrical Characteristic Curve



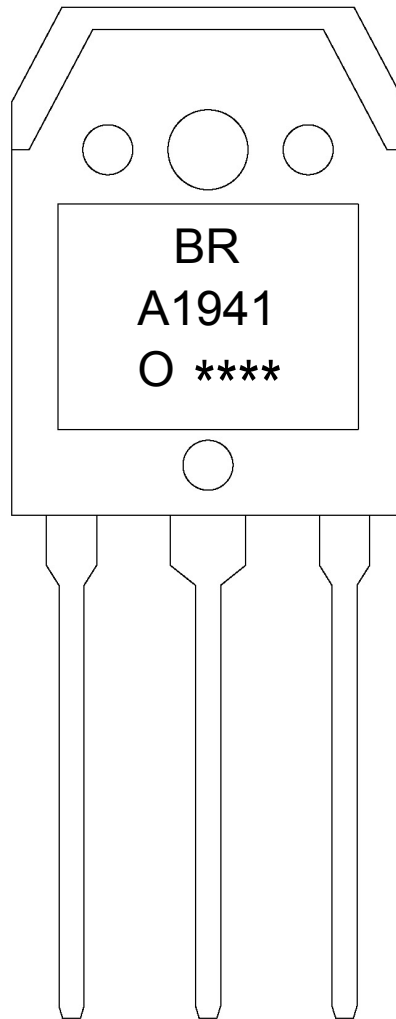
外形尺寸图 / Package Dimensions

TO-3P

单位: mm



印章说明 / Marking Instructions



说明：

BR： 为公司代码

A1941： 为型号代码

O： 为 h_{FE} 分档代码

****： 为生产批号代码，随生产批号变化。

Note:

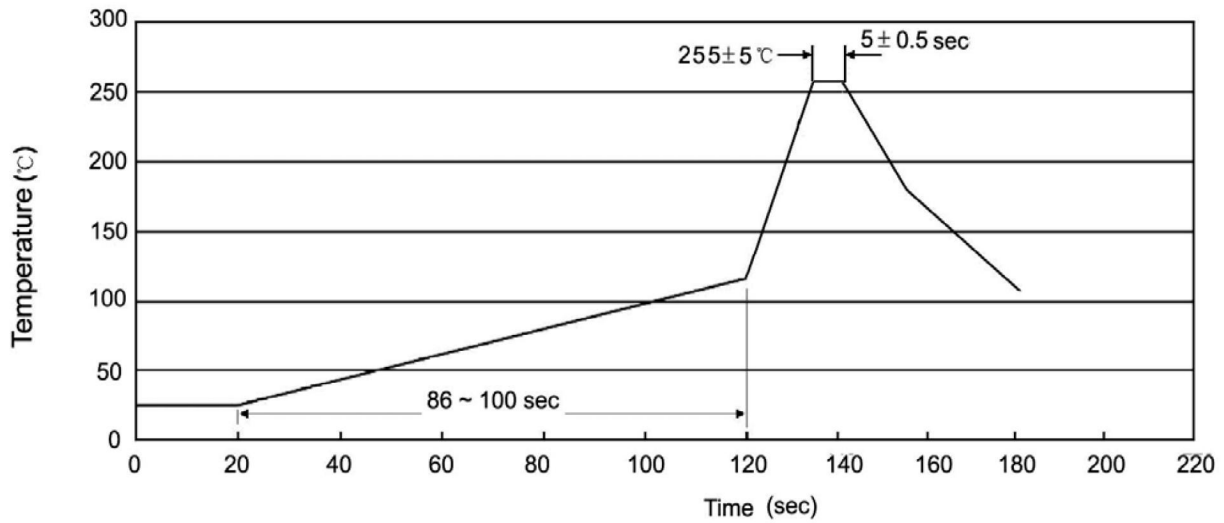
BR: Company Code.

A1941: Product Type.

O: h_{FE} Classifications Symbol.

****: Lot No. Code, code change with Lot No.

波峰焊温度曲线图(无铅) / Temperature Profile for Dip Soldering(Pb-Free)



说明：

1. 预热温度 25~150°C，时间 60~90sec;
2. 峰值温度 255±5°C，时间持续为 5±0.5sec;
3. 焊接制程冷却速度为 2~10°C/sec.

Note:

1. Preheating: 25~150°C, Time: 60~90sec.
2. Peak Temp.: 255±5°C, Duration: 5±0.5sec.
3. Cooling Speed: 2~10°C/sec.

耐焊接热试验条件 / Resistance to Soldering Heat Test Conditions

温度：270±5°C 时间：10±1 sec. Temp.: 270±5°C Time: 10±1 sec

包装规格 / Packaging SPEC.

套管包装 / TUBE

Package Type 封装形式	Units 包装数量					Dimension 包装尺寸 (unit: mm ³)		
	Units/Tube 只/套管	Tubes/Inner Box 套管/盒	Units/Inner Box 只/盒	Inner Boxes/Outer Box 盒/箱	Units/Outer Box 只/箱	Tube 套管	Inner Box 盒	Outer Box 箱
TO-3P	30	15	450	5	2250	497.5×46×8	555×164×50	575×290×180

使用说明 / Notices