

描述 / Descriptions

TO-220 塑封封装 NPN 半导体三极管。Silicon NPN transistor in a TO-220 Plastic Package.

特征 / Features

饱和压降低，开关速度快，耗散功耗大。

Low collector-to-emitter saturation voltage, high-speed switching, high allowable power dissipation.

用途 / Applications


直流-直流转换，继电器驱动，闪光灯驱动，电机驱动。

DC-DC converter, relay drivers, lamp drivers motor drivers.

内部等效电路 / Equivalent Circuit



引脚排列 / Pinning



PIN1 : Base PIN 2 : Collector PIN 3 : Emitter

放大及印章代码 / h_{FE} Classifications & Marking

见印章说明。See Marking Instructions.

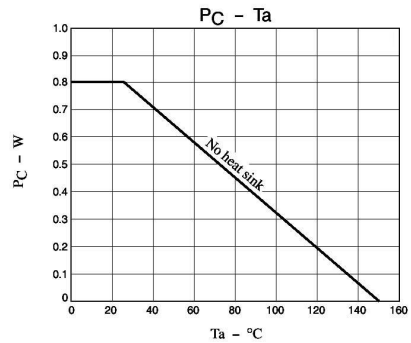
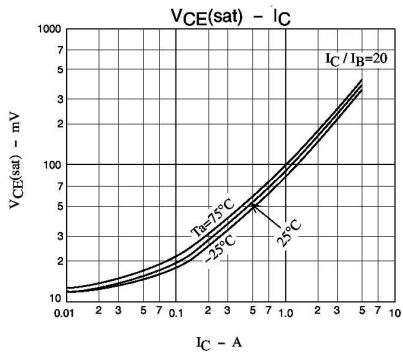
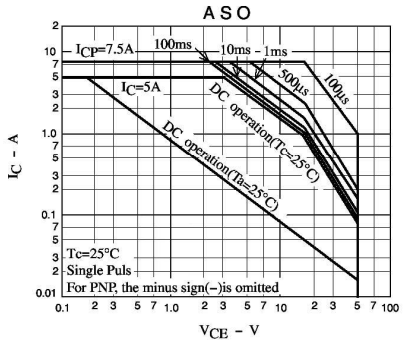
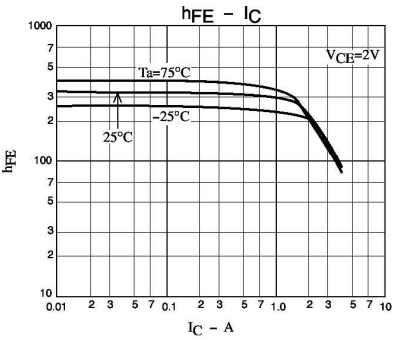
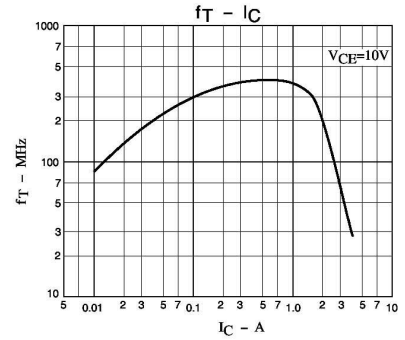
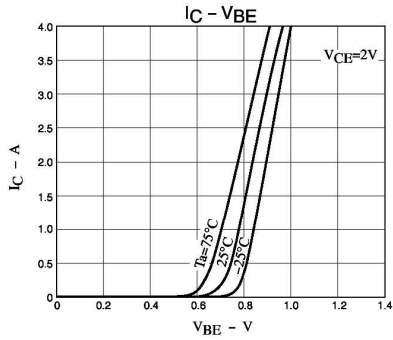
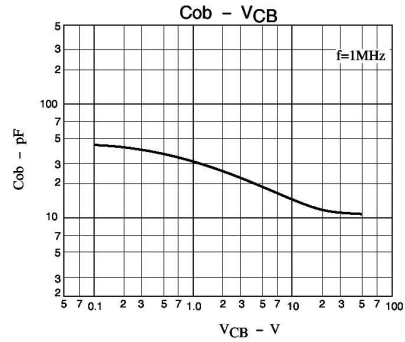
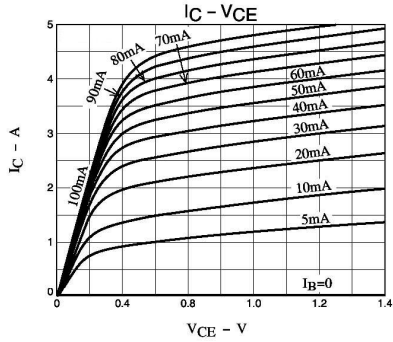
极限参数 / Absolute Maximum Ratings(Ta=25°C)

参数 Parameter	符号 Symbol	数值 Rating	单位 Unit
Collector to Base Voltage	V_{CBO}	80	V
Collector to Emitter Voltage	V_{CEO}	50	V
Collector to Emitter Voltage	V_{CES}	80	V
Emitter to Base Voltage	V_{EBO}	6.0	V
Collector Current - Continuous	I_C	5.0	A
Peak Collector Current	I_{CP}	7.5	A
Base Current - Continuous	I_B	1.2	A
Collector Power Dissipation	P_C	2	W
	$P_C(T_C=25^\circ C)$	15	W
Junction Temperature	T_j	150	°C
Storage Temperature Range	T_{stg}	-55 ~ 150	°C

电性能参数 / Electrical Characteristics(Ta=25°C)

参数 Parameter	符号 Symbol	测试条件 Test Conditions	最小值 Min	典型值 Typ	最大值 Max	单位 Unit
Collector to Base Breakdown Voltage	V_{CBO}	$I_C=0.01mA$ $I_E=0$	80			V
Collector to Emitter Breakdown Voltage	V_{CES}	$I_C=0.1mA$ $R_{BE}=0$	80			V
Collector to Emitter Breakdown Voltage	V_{CEO}	$I_C=1.0mA$ $R_{BE}=\infty$	50			V
Emitter to Base Breakdown Voltage	V_{EBO}	$I_C=0.01mA$ $I_C=0$	6.0			V
Collector Cut-Off Current	I_{CBO}	$V_{CB}=40V$ $I_E=0$			1.0	μA
Emitter Cut-Off Current	I_{EBO}	$V_{EB}=4.0V$ $I_C=0$			1.0	μA
DC Current Gain	h_{FE}	$V_{CE}=2.0V$ $I_C=0.5A$	200		560	
Collector to Emitter Saturation Voltage	$V_{CE(sat)(1)}$	$I_C=1.0A$ $I_B=0.05A$		0.09	0.135	V
	$V_{CE(sat)(2)}$	$I_C=2.0A$ $I_B=0.1A$		0.16	0.24	V
Base to Emitter Saturation Voltage	$V_{BE(sat)}$	$V_{CE}=2.0V$ $I_C=0.1A$		0.89	1.2	V
Transition Frequency	f_T	$V_{CE}=10V$ $I_C=0.5A$		400		MHz
Collector output capacitance	C_{ob}	$V_{CB}=10V$ $f=1.0MHz$		15		pF
Turn-On Time	t_{on}	$V_{CC}=25V$ $10I_{B1}=-10I_{B2}=I_C=1A$		35		ns
Storage Time	t_{stg}			300		
Fall Time	t_f			20		

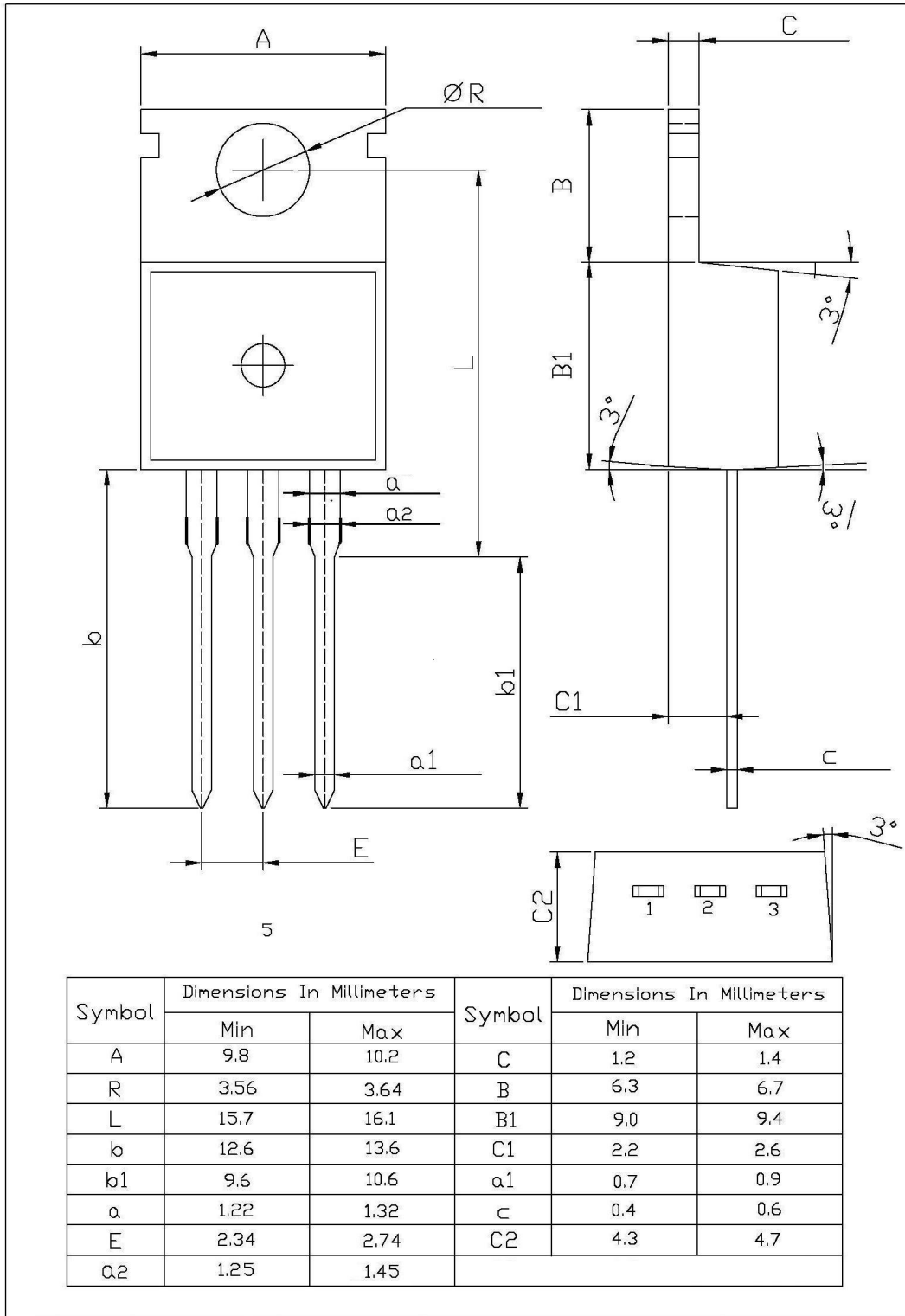
电参数曲线图 / Electrical Characteristic Curve



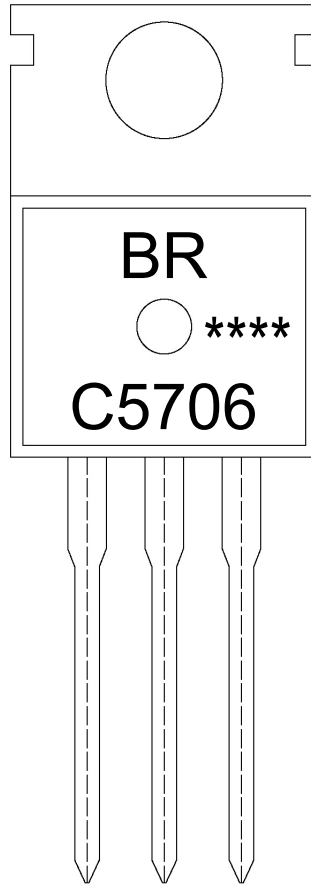
外形尺寸图 / Package Dimensions

TO-220

单位: mm



印章说明 / Marking Instructions



说明：

BR： 为公司代码

C5706： 为型号代码

****： 为生产批号代码，随生产批号变化。

Note:

BR: Company Code

C5706: Product Type.

****: Lot No. Code, code change with Lot No.

波峰焊温度曲线图(无铅) / Temperature Profile for Dip Soldering(Pb-Free)



说明：

- 1、预热温度 25 ~ 150°C，时间 60 ~ 90sec;
- 2、峰值温度 255±5°C，时间持续为 5±0.5sec;
- 3、焊接制程冷却速度为 2 ~ 10°C/sec.

Note:

- 1.Preheating:25~150°C, Time:60~90sec.
- 2.Peak Temp.:255±5°C, Duration:5±0.5sec.
3. Cooling Speed: 2~10°C/sec.

耐焊接热试验条件 / Resistance to Soldering Heat Test Conditions

温度：270±5°C

时间：10±1 sec.

Temp.:270±5°C

Time:10±1 sec

包装规格 / Packaging SPEC.

散件包装 / BULK

Package Type 封装形式	Units 包装数量					Dimension 包装尺寸 (unit: mm ³)		
	Units/Bag 只/袋	Bags/Inner Box 袋/盒	Units/Inner Box 只/盒	Inner Boxes/Outer Box 盒/箱	Units/Outer Box 只/箱	Bag 袋	Inner Box 盒	Outer Box 箱
TO-220/F	200	10	2,000	5	10,000	135×190	237×172×102	560×245×195

套管包装 / TUBE

Package Type 封装形式	Units 包装数量					Dimension 包装尺寸 (unit: mm ³)		
	Units/Tube 只/套管	Tubes/Inner Box 套管/盒	Units/Inner Box 只/盒	Inner Boxes/Outer Box 盒/箱	Units/Outer Box 只/箱	Tube 套管	Inner Box 盒	Outer Box 箱
TO-220/F	50	20	1,000	5	5,000	532×31.4×5.5	555×164×50	575×290×180

使用说明 / Notices