

BRCS050N085HRA

Rev.A Sep.-2021

描述 / Descriptions

TO-220 塑封封装 N 沟道场效应管。
N-CHANNEL MOSFET in a TO-220 Plastic Package.

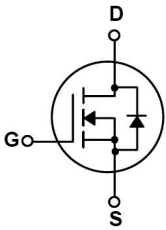
特征 / Features

低电阻,开关速度快。
Ultra Low On-Resistance,fast switching.


用途 / Applications

该器件适用于高效电源模块, 主动式 PFC 电路和基于半桥拓扑结构的电子节能灯。
These devices are well suited for high efficient switched mode power supplies, Active power factor correction, electronic lamp ballast based on half bridge topology.

内部等效电路 / Equivalent Circuit



引脚排列 / Pinning



PIN 1 : G PIN 2、4 : D PIN 3 : S

放大及印章代码 / h_{FE} Classifications & Marking

见印章说明。 See Marking Instructions.

极限参数 / Absolute Maximum Ratings(Ta=25°C)

参数 Parameter	符号 Symbol	数值 Rating	单位 Unit
Drain-Source Voltage	V_{DSS}	85	V
Drain Current	$I_D(T_c=25^\circ\text{C})$	70	A
Pulsed Drain Current	I_{DM}	245	A
Gate-Source Voltage	V_{GS}	± 20	V
Single Pulsed Avalanche Energy L=0.5mH	E_{AS}	238	mJ
Avalanche Current	I_{AS}	75	A
Total Power Dissipation	$P_D(T_c=25^\circ\text{C})$	139	W
Junction and Storage Temperature Range	T_J, T_{STG}	-55 to 150	$^\circ\text{C}$
Thermal Resistance-Junction to Ambient	$R_{\theta JA}$	15	$^\circ\text{C/W}$
Thermal Resistance-Junction to Ambient			
Thermal Resistance-Junction to Case	$R_{\theta JC}$	0.9	

电性能参数 / Electrical Characteristics(Ta=25°C)

参数 Parameter	符号 Symbol	测试条件 Test Conditions	最小值 Min	典型值 Typ	最大值 Max	单位 Unit
Drain-Source Breakdown Voltage	BV_{DSS}	$V_{GS}=0V$ $I_D=250\mu A$	85			V
Zero Gate Voltage Drain Current	I_{DSS}	$V_{DS}=85V$ $V_{GS}=0V$			1	μA
		$T_J=125^\circ\text{C}$			5	μA
Gate-Body Leakage Current Forward	I_{GSS}	$V_{GS}=\pm 20V$ $V_{DS}=0V$			± 100	nA
Gate Threshold Voltage	$V_{GS(th)}$	$V_{DS}=V_{GS}$ $I_D=250\mu A$	2	3	4	V
Static Drain-Source On-Resistance	$R_{DS(on)}$	$V_{GS}=10V$ $I_D=70A$		4.5	5	m Ω
Forward On Voltage	V_{SD}	$V_{GS}=0V$ $I_S=1A$			1.2	V
Input Capacitance	C_{iss}	$V_{DS}=40V$ $V_{GS}=0V$ $f=1\text{MHz}$		2900		pF
Output Capacitance	C_{oss}			750		
Reverse Transfer Capacitance	C_{rss}			15		

电性能参数 / Electrical Characteristics(Ta=25°C)

参数 Parameter	符号 Symbol	测试条件 Test Conditions	最小值 Min	典型值 Typ	最大值 Max	单位 Unit
Gate resistance	R_g	f=1MHz		1.6		Ω
Total Gate Charge	$Q_g(10V)$	$V_{GS}=10V$ $V_{DS}=40V$ $I_D=20A$		44.5		nC
Gate Source Charge	Q_{gs}			12		
Gate Drain Charge	Q_{gd}			8		
Turn-On Delay Time	$t_{d(on)}$	$V_{GS}=10V$ $V_{DS}=40V$ $R_L=2\Omega$ $R_{GEN}=3\Omega$		13.5		ns
Turn-On Rise Time	t_r			11		
Turn-Off Delay Time	$t_{d(off)}$			32		
Turn-Off Fall Time	t_f			11		

电参数曲线图 / Electrical Characteristic Curve

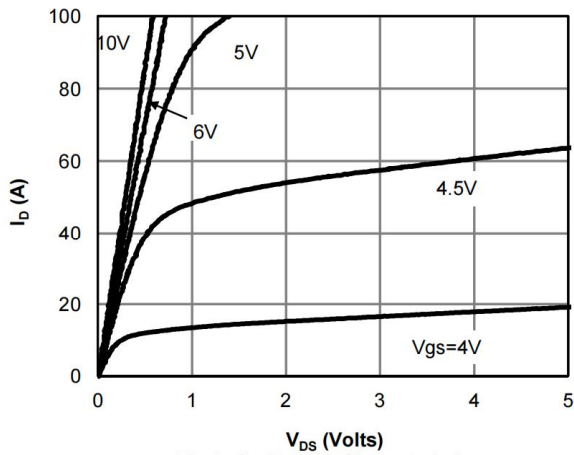


Fig 1: On-Region Characteristics

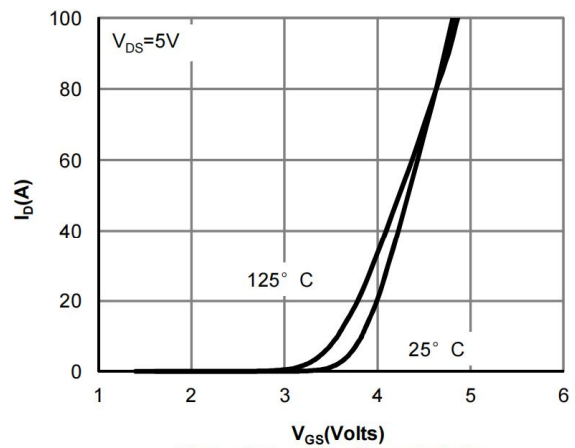


Figure 2: Transfer Characteristics

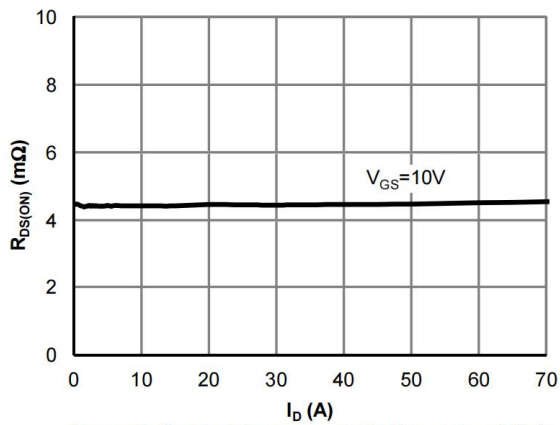


Figure 3: On-Resistance vs. Drain Current and Gate Voltage

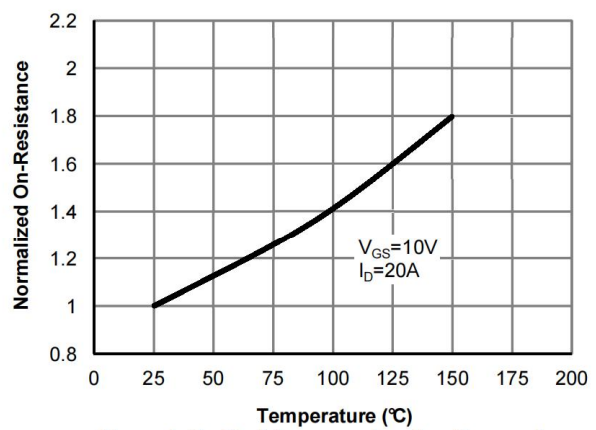


Figure 4: On-Resistance vs. Junction Temperature

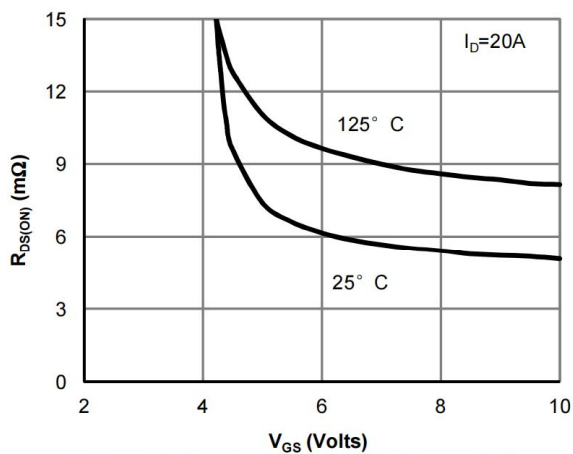


Figure 5: On-Resistance vs. Gate-Source Voltage

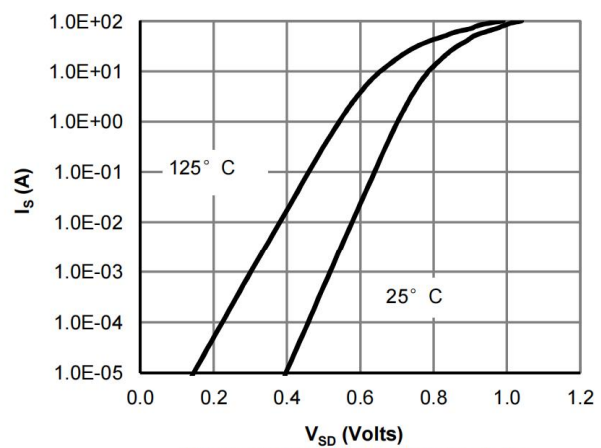


Figure 6: Body-Diode Characteristics

电参数曲线图 / Electrical Characteristic Curve

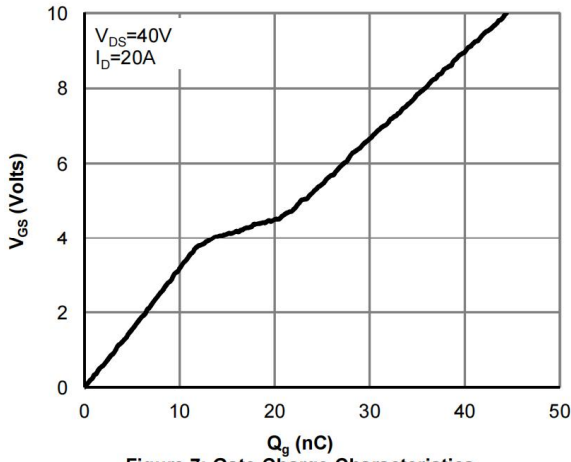


Figure 7: Gate-Charge Characteristics

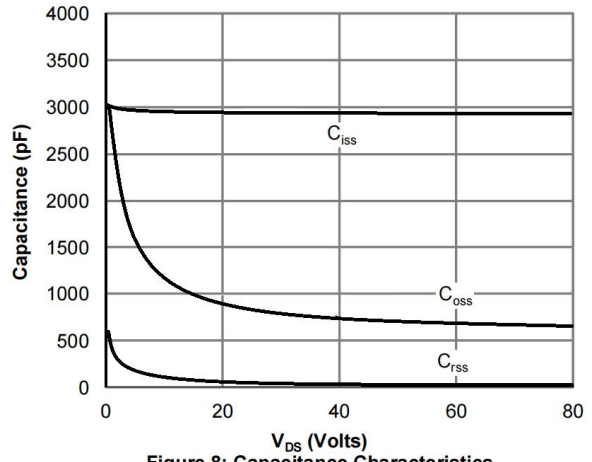


Figure 8: Capacitance Characteristics

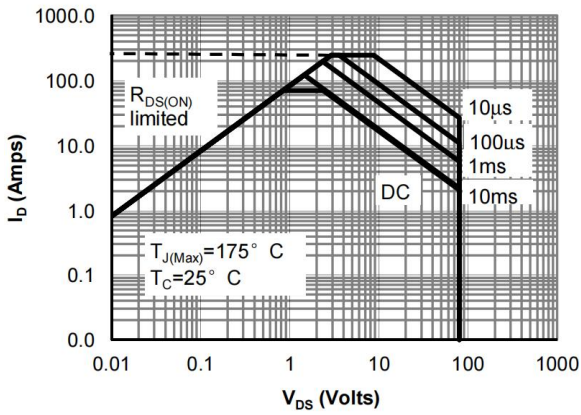


Figure 9: Maximum Forward Biased Safe Operating Area

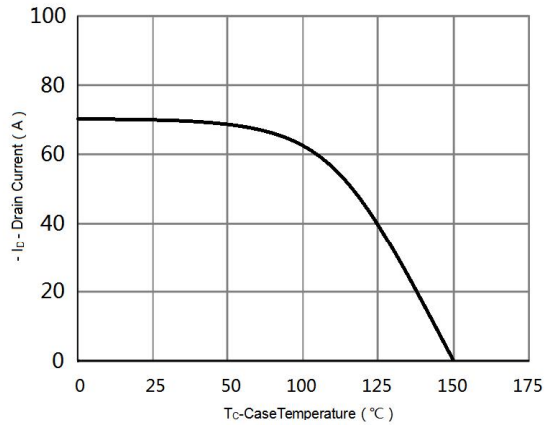


Figure 10: Maximum Continuous Drain Current Vs Case Temperature

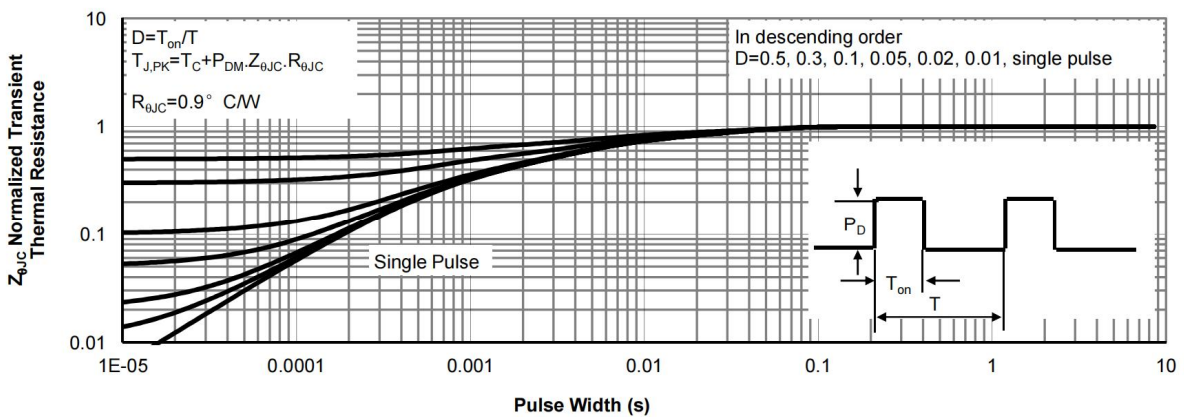
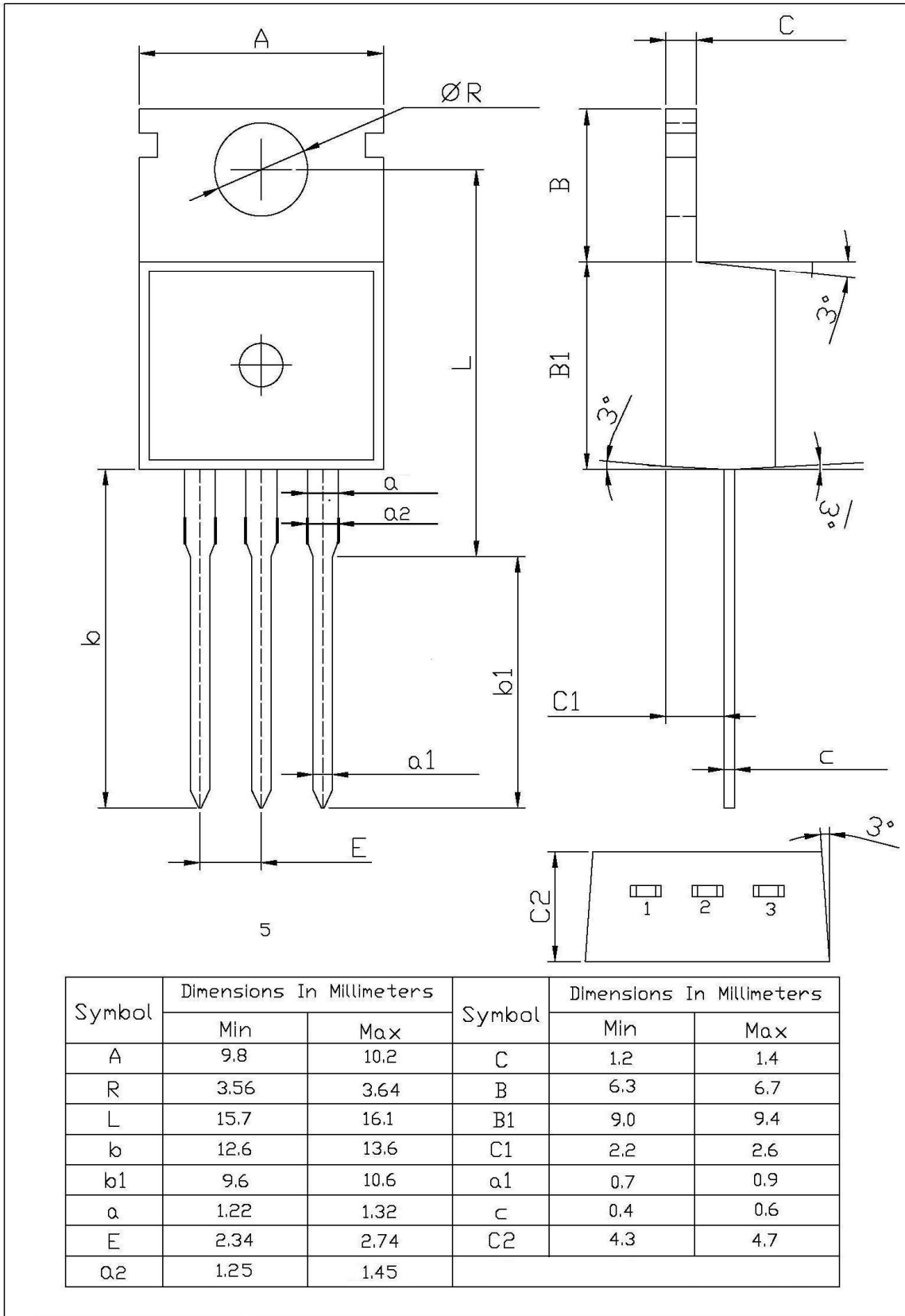


Figure 11: Normalized Maximum Transient Thermal Impedance

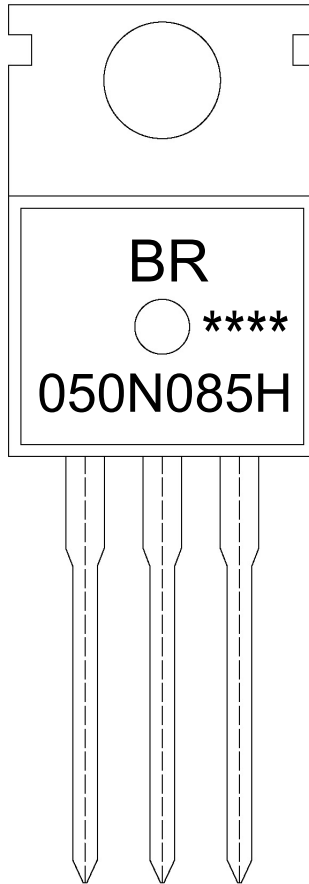
外形尺寸图 / Package Dimensions

TO-220

单位: mm



印章说明 / Marking Instructions



说明：

BR： 为公司代码

050N085H： 为型号代码

****： 为生产批号代码，随生产批号变化。

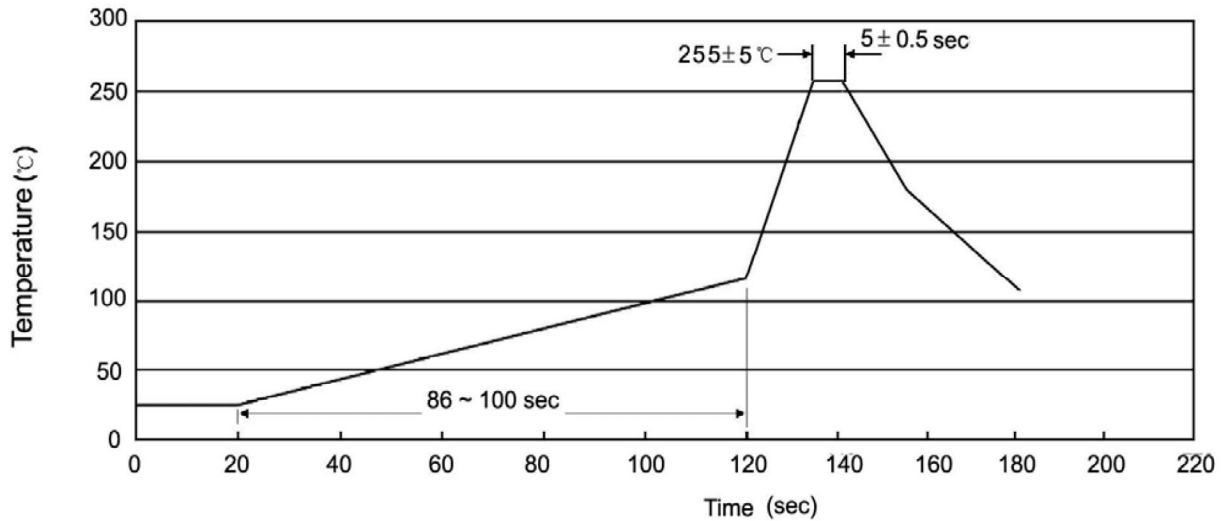
Note:

BR: Company Code

050N085H: Product Type.

****: Lot No. Code, code change with Lot No.

波峰焊温度曲线图(无铅) / Temperature Profile for Dip Soldering(Pb-Free)



说明：

- 1、预热温度 25 ~ 150°C，时间 60 ~ 90sec;
- 2、峰值温度 255±5°C，时间持续为 5±0.5sec;
- 3、焊接制程冷却速度为 2 ~ 10°C/sec.

Note:

- 1.Preheating:25~150°C, Time:60~90sec.
- 2.Peak Temp.:255±5°C, Duration:5±0.5sec.
3. Cooling Speed: 2~10°C/sec.

耐焊接热试验条件 / Resistance to Soldering Heat Test Conditions

温度：270±5°C

时间：10±1 sec.

Temp.:270±5°C

Time:10±1 sec

包装规格 / Packaging SPEC.

散件包装 / BULK

Package Type 封装形式	Units 包装数量					Dimension 包装尺寸 (unit: mm ³)		
	Units/Bag 只/袋	Bags/Inner Box 袋/盒	Units/Inner Box 只/盒	Inner Boxes/Outer Box 盒/箱	Units/Outer Box 只/箱	Bag 袋	Inner Box 盒	Outer Box 箱
TO-220/F	200	10	2,000	5	10,000	135×190	237×172×102	560×245×195

套管包装 / TUBE

Package Type 封装形式	Units 包装数量					Dimension 包装尺寸 (unit: mm ³)		
	Units/Tube 只/套管	Tubes/Inner Box 套管/盒	Units/Inner Box 只/盒	Inner Boxes/Outer Box 盒/箱	Units/Outer Box 只/箱	Tube 套管	Inner Box 盒	Outer Box 箱
TO-220/F	50	20	1,000	5	5,000	532×31.4×5.5	555×164×50	575×290×180

使用说明 / Notices