

**描述 / Descriptions**

TO-220 塑封封装 PNP 半导体三极管。Silicon PNP transistor in a TO-220 Plastic Package.

**特征 / Features**

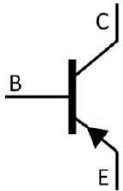

直流电流增益高，集电极 - 发射极击穿电压高，高电流增益-带宽积，与 MJE15038 互补。

High DC current gain, High  $V_{CE0}$ , High  $f_T$ , Complementary pair with MJE15036.

**用途 / Applications**

用于功率放大器的高频驱动。

Designed for use as high-frequency drivers in audio amplifiers.

**内部等效电路 / Equivalent Circuit****引脚排列 / Pinning**

PIN1 : Base

PIN 2 : Collector

PIN 3 : Emitter

**放大及印章代码 /  $h_{FE}$  Classifications & Marking**

见印章说明。See Marking Instructions.

**极限参数 / Absolute Maximum Ratings(Ta=25°C)**

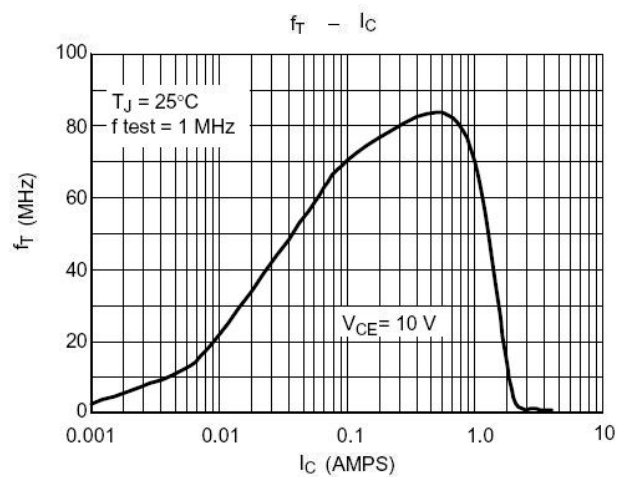
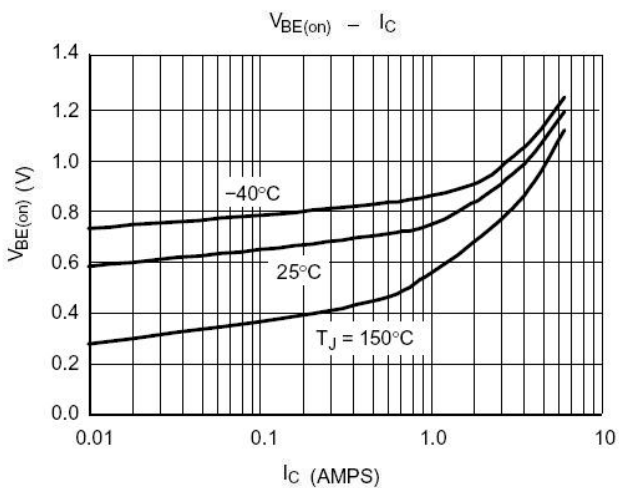
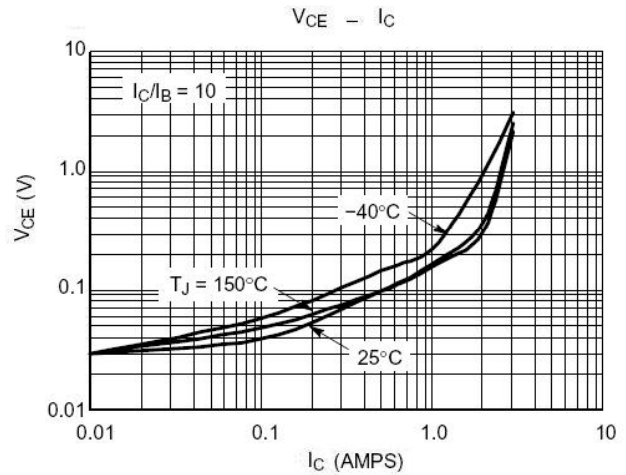
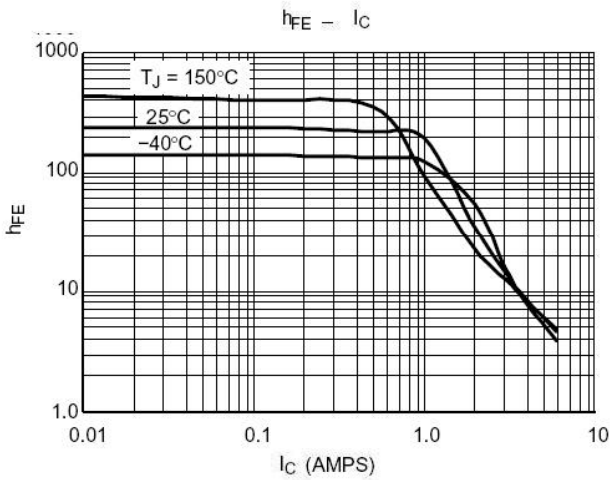
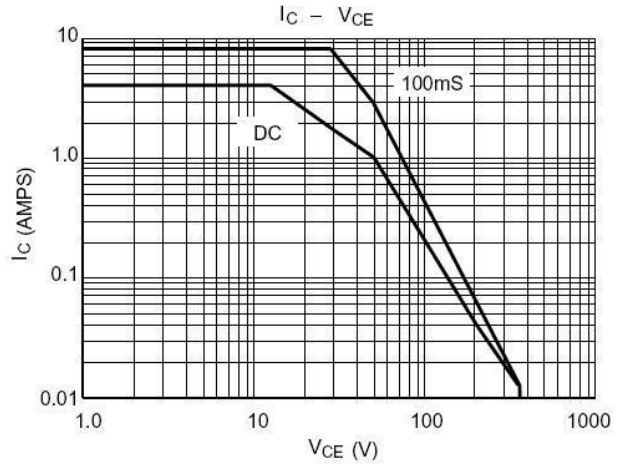
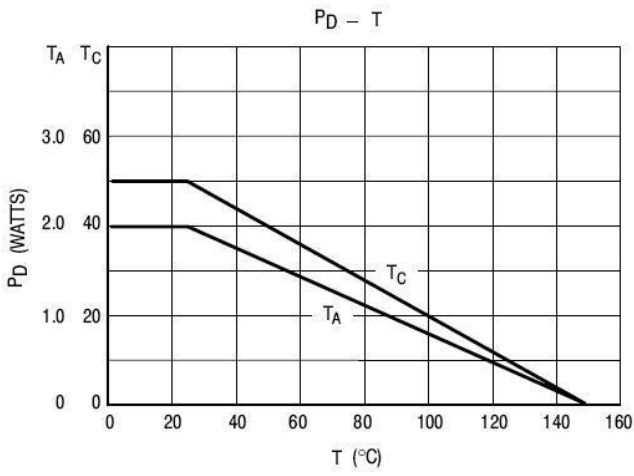
参数 Parameter	符号 Symbol	数值 Rating	单位 Unit
Collector to Base Voltage	$V_{CBO}$	-350	V
Collector to Emitter Voltage	$V_{CEO}$	-350	V
Emitter to Base Voltage	$V_{EBO}$	-5	V
Collector Current - Continuous	$I_C$	-8	A
Base Current - Continuous	$I_B$	-2	A
Collector Power Dissipation	$P_D$	2	W
	$P_D(T_c=25^\circ\text{C})$	80	W
Junction Temperature	$T_j$	150	°C
Storage Temperature Range	$T_{stg}$	-65~150	°C
Thermal Resistance, Junction to Case	$R_{\theta JC}$	2.5	°C/W
Thermal Resistance, Junction to Ambient	$R_{\theta JA}$	62.5	°C/W

**电性能参数 / Electrical Characteristics(Ta=25°C)**

参数 Parameter	符号 Symbol	测试条件 Test Conditions	最小值 Min	典型值 Typ	最大值 Max	单位 Unit
Collector to Emitter Breakdown Voltage	* $V_{CEO}$	$I_C=-10\text{mA}$ $I_B=0$	-350			V
Collector Cut-Off Current	$I_{CBO}$	$V_{CB}=-350\text{V}$ $I_E=0$			-30	$\mu\text{A}$
Emitter Cut-Off Current	$I_{EBO}$	$V_{BE}=-5\text{V}$ $I_C=0$			-30	$\mu\text{A}$
DC Current Gain	* $h_{FE(1)}$	$V_{CE}=-5\text{V}$ $I_C=-0.5\text{A}$	100		500	
	* $h_{FE(2)}$	$V_{CE}=-5\text{V}$ $I_C=-0.1\text{A}$	100			
	* $h_{FE(3)}$	$V_{CE}=-5\text{V}$ $I_C=-1\text{A}$	5			
	$h_{FE(4)}$	$V_{CE}=-5\text{V}$ $I_C=-2\text{A}$	10			
Collector to Emitter Saturation Voltage	* $V_{CE(sat)}$	$I_C=-1\text{A}$ $I_B=0.1\text{A}$			-0.5	V
Base to Emitter On Voltage	* $V_{BE(on)}$	$V_{CE}=5\text{V}$ $I_C=-1\text{A}$			-1	V
Transition Frequency	$f_T$	$V_{CE}=-10\text{V}$ $I_C=-500\text{mA}$ $f=1\text{MHz}$	30			MHz

\*脉冲测试：脉宽 $\leq 300\mu\text{s}$ ，占空比 $\leq 2\%$ 。\*Pulse Test: Pulse Width $\leq 300\mu\text{s}$ , Duty Cycle $\leq 2\%$ 。

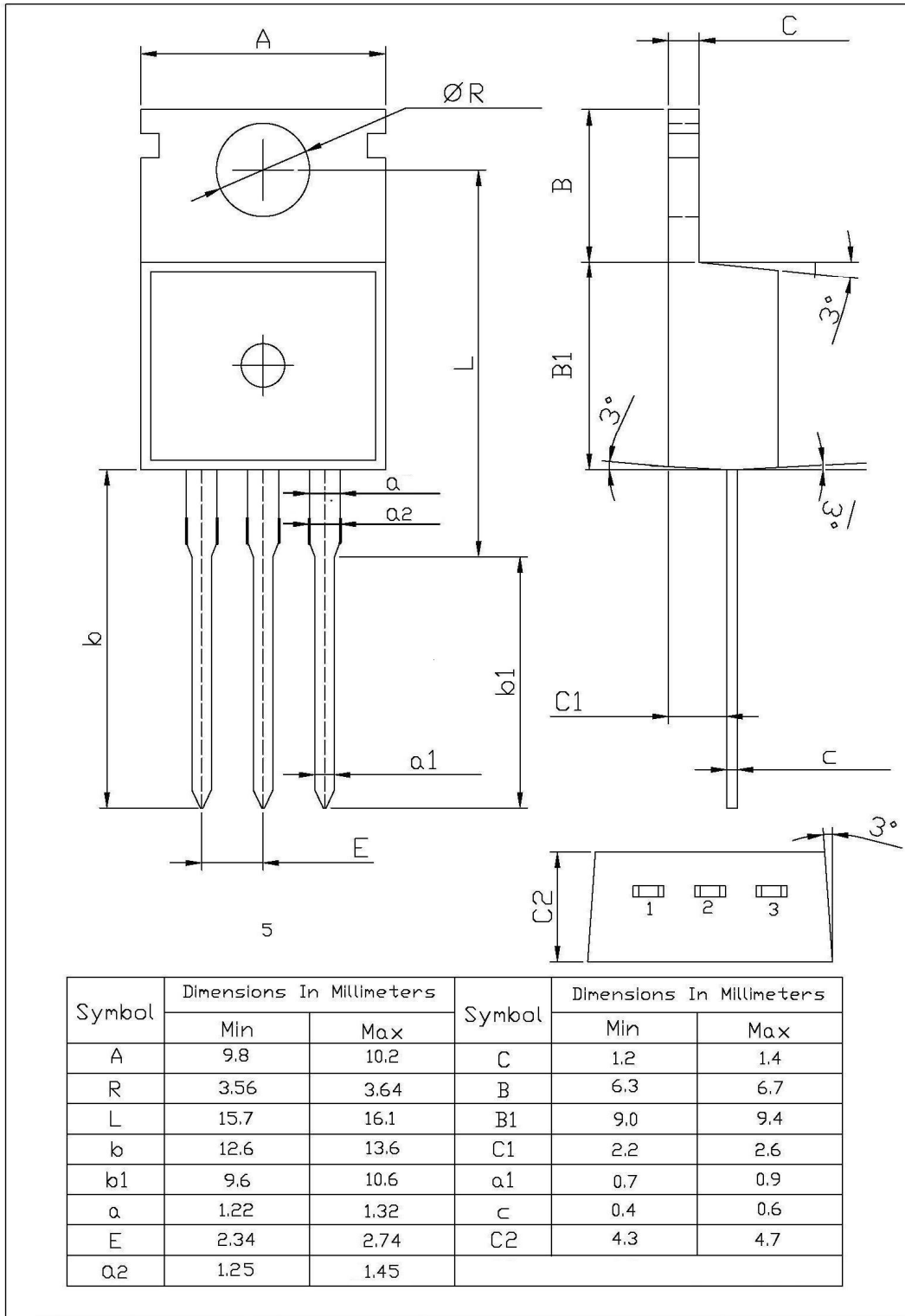
电参数曲线图 / Electrical Characteristic Curve



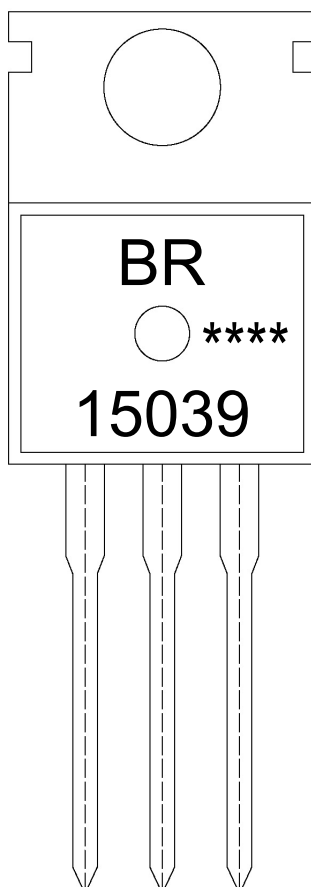
外形尺寸图 / Package Dimensions

TO-220

单位: mm



印章说明 / Marking Instructions



说明：

BR： 为公司代码

15039： 为型号代码

\*\*\*\*： 为生产批号代码，随生产批号变化。

Note:

BR: Company Code

15039: Product Type.

\*\*\*\*: Lot No. Code, code change with Lot No.

**波峰焊温度曲线图(无铅) / Temperature Profile for Dip Soldering(Pb-Free)**



说明：

- 1、预热温度 25 ~ 150°C，时间 60 ~ 90sec；
- 2、峰值温度 255±5°C，时间持续为 5±0.5sec；
- 3、焊接制程冷却速度为 2 ~ 10°C/sec.

Note:

- 1.Preheating:25~150°C, Time:60~90sec.
- 2.Peak Temp.:255±5°C, Duration:5±0.5sec.
3. Cooling Speed: 2~10°C/sec.

**耐焊接热试验条件 / Resistance to Soldering Heat Test Conditions**

温度：270±5°C

时间：10±1 sec.

Temp.:270±5°C

Time:10±1 sec

**包装规格 / Packaging SPEC.**

散件包装 / BULK

Package Type 封装形式	Units 包装数量					Dimension 包装尺寸 (unit: mm <sup>3</sup> )		
	Units/Bag 只/袋	Bags/Inner Box 袋/盒	Units/Inner Box 只/盒	Inner Boxes/Outer Box 盒/箱	Units/Outer Box 只/箱	Bag 袋	Inner Box 盒	Outer Box 箱
TO-220/F	200	10	2,000	5	10,000	135×190	237×172×102	560×245×195

套管包装 / TUBE

Package Type 封装形式	Units 包装数量					Dimension 包装尺寸 (unit: mm <sup>3</sup> )		
	Units/Tube 只/套管	Tubes/Inner Box 套管/盒	Units/Inner Box 只/盒	Inner Boxes/Outer Box 盒/箱	Units/Outer Box 只/箱	Tube 套管	Inner Box 盒	Outer Box 箱
TO-220/F	50	20	1,000	5	5,000	532×31.4×5.5	555×164×50	575×290×180

**使用说明 / Notices**